


Getting your news seen on our global front page and more!

Every day, thousands of agencies, brands and more come to visit the front page of Little Black Book to catch up with the creativity, news and movers and shakers from around the world.

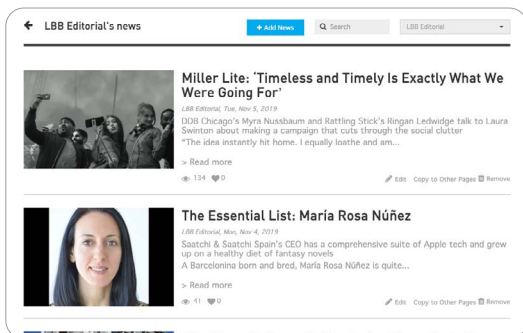
Reading the below will guarantee the views you need across our site and all your social channels and it will also show you how to internal create newsletters and collections too.

If you are a Silver or Gold member of LBB, you just email all news to newsdesk@lbbonline.com. We will manage it for you. If you are a Bronze member you upload yourself.

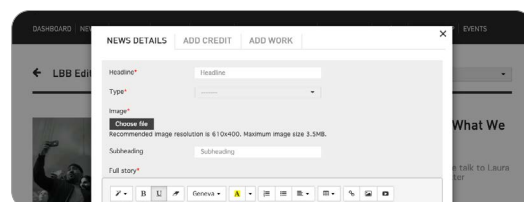
How do I upload my news?



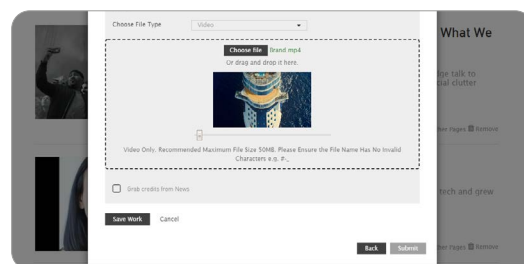
Go to your dashboard, and select 'Manage News'. You'll see all your news currently on LBB, and the option to Add News. Click the blue Add button to begin the submission process.



Fill in the required fields, and copy + paste your release or write up into the full story box. Take note of the file sizes for the images.



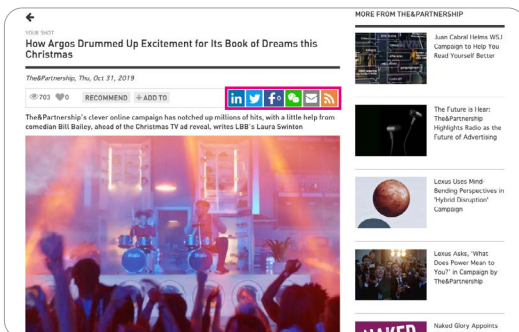
Once you submit the article, it'll take a little while for the team to approve it. Once it's approved, it'll appear on the front page of LBB and has a chance of being picked up for one of our newsletters.



How and why would I socialise from LBB?

Every news story that goes live on LBB is shared on our social channels – but you can socialise from here too.

We have a suite of share buttons on every news article – simply click on one of these to get your article out there. There's a real benefit to doing this, it's easier to get it here first to take advantage of LBB's huge global audience and then share out using our buttons.



Creating newsletters and collections

Apart from it appearing on your company page and our free to view global news page, you can also pull your news into a Collection to share with staff, clients or prospective clients. Simply click on the + button next to the work, and either add it to Collection or create a new one.

